






# Beach Morphology Fieldwork

	<p><u><a href="#">Beach profile calculator</a></u></p> <p><u><a href="#">How to measure the angle of a slope</a></u></p>
	<p><u><a href="#">Cliff height calculator</a></u></p> <p><u><a href="#">How to measure the height of a feature</a></u></p>
	<p><u><a href="#">Make your own clinometer</a></u></p> <p><u><a href="#">Beach profile survey</a></u></p>
	<p><u><a href="#">Beach survey risk assessment</a></u></p> <p><u><a href="#">Mass movement survey</a></u></p>
	<p><u><a href="#">Observation bingo (coasts)</a></u></p> <p><u><a href="#">Landscape question grid (coasts)</a></u></p>