


 Demography	Isle of Wight	UK
Total population	141,660	69.3 million
Population change (2019-2024)	- 0.1%	+ 4.0%
Median age (years)	52	40
Population density (people per km ²)	373	285
0 to 15 year olds	14.4	18.2
16 to 64 year olds	55.4	62.8
65+ year olds	30.2	19.0
 Economy	Isle of Wight	UK
Economically inactive	24.0%	21.3%
Average household income per head	£22,568	£24,836
Children living in relative poverty	24.7%	21.8%
 Education	Isle of Wight	UK
At the expected standard at key stage 2	51%	62%
Pass at GCSE for English and Maths	70.5%	76.5%
Holds a post 16 qualification	62.8%	67.7%
 Health	Isle of Wight	UK
Healthy life expectancy (males in years)	59.9	60.6
Healthy life expectancy (females in years)	60.7	60.7
Happiness (scored out of ten)	7.5	7.4